



IDO WORLD DISCO DANCE, DISCO FREESTYLE & DISCO SHOW CHAMPIONSHIPS

Information for all participating institutions

Our warmest welcome, we are pleased that you are taking part at the IDO World Disco Dance, Disco Freestyle & Disco Show Championships in Mülheim an der Ruhr, Germany! Whether you are a dancer, supervisor, spectator, attendant or just there, you can expect 4 awesome days in Mülheim an der Ruhr!



Check-in

Westenergie Sporthalle | An den Sportstätten 6 | 44468 Mülheim (Ruhr)
October, 24. - 27.2024
Wednesday pre-check in 3:00 p.m. – 8:00 p.m.
Thursday – Sunday 7:00 a.m. – 10:00 p.m.



Tickets

Tickets (wristbands) can be paid cash (in Euros) or by card at the box office (main entrance of Westenergie Sporthalle).

1-day ticket

Children under 6 years	tbc
Young people under 16 years, pupils and Students*	tbc
*upon presentation of a valid school/student ID with photo	
Adults	tbc

4-day ticket

Children under 6 years	tbc
Young people under 16 years, pupils and Students*	tbc
*upon presentation of a valid school/student ID with photo	
Adults	tbc

Attention

Bought wristbands are not transferable. Dancers and spectators have different colors. Cut and/or glued wristbands are invalid and the wearer may be denied entry. If spectators in the hall do not have or cannot show a wristband, they can be expelled from the hall.



Dancer and advisor wristbands

The respective team captains receive a folder with the following content at check-in (“Dancers Entrance”):

- Hall plan (including overview of changing rooms)
- Schedule for all 4 event days
- Information letter
- Start list
- Start numbers
- Dancers and advisors entrance wristbands

The respective team captains will receive and distribute the dancers and supervisors’ ribbons/wristbands before entering the hall. Hall access is only possible with this wristband.

All dancers are cordially invited to be present all four days of the World Championships. Regardless of whether the dancers will dance only one day or several days, with the dancers’ wristband, entry is valid for every day. All dancers will appreciate support of all other dancers who are not dancing at that moment!

☺☺Dancers wristbands entitles them to enter all days!☺☺




Changing rooms

We have 14 changing rooms available in the Westenergie Sporthalle. The allocation is based on team size. The corresponding allocation will be marked at the changing rooms. Please ensure that the changing rooms remain clean!

Attention!!

Usage of glitter spray is strictly prohibited in the hall as well as in the changing rooms. There are plenty opportunities to use glitter sprays in the outdoor area around the Westenergie Sporthalle.



Dancefloor

The dance floor (black dance floor) is at ground level and 18 meters wide and 15 meters deep.



Results and certificates

The start lists, lap divisions and results will be posted in the hall. Certificates of participants who were eliminated before the final can be picked up by the team captain (team captains’ meeting room).



Food and beverages

There will be plenty of food and beverages in the Westenergie Sporthalle (snacks, various hot and cold dishes).

On the upper floor is a large selection of food and beverages including plenty of seating with view on the dance floor (tbc.).

Please note that eating in the grandstand and changing rooms is prohibited. Smaller snacks, will be fine. Drinks may be taken into the hall and at the seat. This also applies to spectators. Please make sure that only bottles/containers with closures are used – as far as possible - so that there are no puddles and no risk of injury. Glass bottles are not permitted.



Arrival to the hall

By car

... from direction of Düsseldorf

Motorway junction Breitscheid A3/A52 Mülheim an der Ruhr, exit „Kölner Straße“ (B1) towards Mülheim an der Ruhr, after approximately 9 kilometres turn left onto „Werdener Weg“, the Westenergie Sporthalle is on the right side after 800 meters.

... from direction Essen via A40 motorway

Motorway A40, exit Mülheim-Heißen/ Zentrum, „Essener Straße“ (B1) towards Mülheim an der Ruhr, after about 3 kilometers turn right onto „Werdener Weg“, the Westenergie Sporthalle is on the right side after 800 meters.

... from direction Essen via A52

Motorway A52, exit Essen-Kettwig, via „Zeppelinstraße“, „Werdener Weg“ towards Mülheim an der Ruhr, the Westenergie Sporthalle is on the right side after approximately 8.5 kilometres.

By public transportation (or by foot)

It will take only a 10-minute walk from Mülheim main station to the Westenergie Sporthalle. Cross the „Forum City Mülheim“ on the lower floor (Kaiserplatz exit) and then turn left up to Kaiserstraße. The Westenergie Sporthalle is on the left side after 900 meters.

Or from Kaiserplatz take tram line 112 towards main cemetery (Hauptfriedhof) and get off at the „Sportzentrum Süd“ stop.

By Taxi

MTZ Taxizentrale

0208 - 42 22 22

0208 - 48 88 88

Order online [here](#).

Also large taxi for up to 8 people.

Taxi Fleskes

0208 – 33 333

Taxi Altuntas

0208 - 46 79 860

0208 - 46 79 859



Parking options

There are approximately 400 free parking spaces available in the immediate surrounding of the Westenergie Sporthalle. Of course, there are also sufficient parking spaces for disabled people in front of the hall.

P 1: An den Sportstätten/Kämpchenstraße – 220 parking spaces


P 2: Haus des Sports – 80 parking spaces

P 3: Hallenbad Süd – 60 parking spaces

Furthermore there are additional paid parking spaces in the wider area around the Westenergie Sporthalle. The sports hall is within walking distance from the “Forum Mülheim”, “Evangelisches Klinik” and “StadtQuartier Schloßstraße SQS” car parks.

An overview of these parking spaces can be found [here](#).

Please note that parking tickets (parking machines) might be paid sometimes only by card payment.



Dance4Love fair and merchandising

There will be various stands on the upper floor, including a merchandising stand...





Photo shoots

By participating in the tournament, all dancers agree to being photographed and filmed. We would like to ask you to limit yourself exclusively to your own dancers



Social Media

Please feel free to follow us on Instagram: [dance4love_germany](#)




Birthdays

Please let us know if a participating dancer has a birthday during the World Cup days; a corresponding list will be available at check-in.



Lost & Found

Lost and found items can be dropped off and picked up at the **checkout area**.



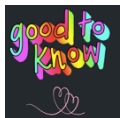
Any open questions?

If you have any questions or suggestions, please feel free to contact us anytime by email: wm2024travel@gmail.com.

We wish you a safe and pleasant journey, a great and fair competition and of course lots of fun, joy and success.

We are really looking forward to seeing you!

Your Team Germany
#dance4love



Good to know

Important words in German.

German

Hallo.
Guten Morgen.
Guten Tag.
Gute Nacht.
Auf Wiedersehen.
Tschüss.
Ja
Nein
Vielleicht
Danke
Bitte
Entschuldigung
Es tut mir leid.
Wo sind die Toiletten?
Sprechen Sie Englisch?
Wie geht es dir?
(Sehr) gut
Und Ihnen?
Ich heiße..
Ich komme aus...
Das ist toll.
Viel Glück.

English

Hello.
Good morning.
Good afternoon.
Good night.
Good-bye.
Bye.
Yes
No
Maybe
Thank you
You are welcome
Excuse me
I am sorry.
Where are the restrooms?
Do you speak english?
How are you?
(Very) good
What about you?
My name is...
I'm from...
That is great.
Good luck.